

What you need to know ahead of your workshop

Are you as excited as me for the pet portrait workshop?

I would like to provide some information ahead of the workshop for guidance on the sort of photos you will need of your pets, and how the evening will proceed.

Let's think about the photos that you are going to bring along.

I've found the secret to a good "animals in clothes" portrait is using the right photo.

If you think about the types of traditional paintings we are trying to recreate, the **subject is usually at the same eye level as the viewer**. Yet all too often we tend to look down to take our snaps of our furry friends. Also we're looking to focus on the head and shoulders, so **bring along headshots, not full body photos**.

Here are some examples:





Photos taken at same eye level as the pet, head straight on, or to the side.
Head and shoulder photographs
Nice and clear photos with lots of detail




The pet is looking up, not at eye level as the camera
Full body photos don't work as well as head and shoulder photos
Blurred photos, photos of photos, heads constrained by floors and furniture are tricky to used

***These photos are of dogs, but all pets are welcome. The same principles apply.**


 It will be useful if you can **print your animal photo** out before attending the workshop. Try to get all the head of the animal to fill an **A4 sheet of paper**. You can also bring your image along on a phone or iPad, either way, you'll need it for reference while painting.


 The workshop will take **3.5 hours**. This will be loosely split between drawing and painting your portrait.


 I will bring **traceable templates for the outfit element**. And then it's all up to you to use your chosen image to sketch out your pet.


 **All equipment will be provided for the workshop.**

 You'll be painting on an **A3 canvas board using acrylic paints**.

 Brushes, rags and palettes will be available to use during the workshop.

 If there is a medium you'd prefer to use, such as pen and ink, pencil or watercolour, **please feel free to bring your own additional equipment and materials**.

 While we aim to have a complete portrait, **there is no pressure to conclude the painting**. The canvas is yours to take away, so you can carry on in your own time.

 Unfortunately equipment and tubes of paint have to stay.